

WALL  
SYSTEM  
**CUF** MILANO

office landscapes | since 1986





# WALL SYSTEM

**CUF** M I L A N O

office landscapes | since 1986

[www.cufmilano.com](http://www.cufmilano.com) - [export@cufmilano.com](mailto:export@cufmilano.com)

# INDEX

## WALL SYSTEM

### STORAGE WALL




GEMINI	PAG. 4   15
GEMINI INTEGRATED WALL	PAG. 12
BOX STORAGE	PAG. 16
GEMINI SURFACES	PAG. 14

### MONO GLASS WALL



AQUARIUS	PAG. 18   25
AQUARIUS DUO	PAG. 26   29
AQUARIUS DOORS	PAG. 30
AQUARIUS DUO DOORS	PAG. 30
AQUARIUS FINISHES	PAG. 42
AQUARIUS DUO FINISHES	PAG. 42
FINISHES AND DECALS	PAG. 43

### DOUBLE GLASS WALL



IDRAWALL	PAG. 32   35
IDRAWALL DOUBLE GLASS	PAG. 38   39
IDRAWALL LIGHT	PAG. 36
IDRAWALL FREESTANDING	PAG. 37
IDRAWALL DOORS	PAG. 40
IDRAWALL FINISHES	PAG. 42
IDRAWALL DOUBLE GLASS SURFACE	PAG. 42
FINISHES AND DECALS	PAG. 43

**MOVABLE  
WALL**



TAURUS	PAG.	44   57
TAURUS ACOUSTIC	PAG.	57
TAURUS DOORS	PAG.	54
TAURUS SURFACES	PAG.	56
DEDALO LOW	PAG.	58
NEW ICARO	PAG.	59   61

**WALL  
COVERINGS**



WALL COVERINGS	PAG.	62   65
----------------	------	---------

**MANOEUVRABLE  
AND  
COMPRESSING**



MANOEUVRABLE AND COMPRESSING	PAG.	66   71
------------------------------	------	---------

**FINISHES**



GEMINI SURFACES	PAG.	14
AQUARIUS FINISHES	PAG.	42
AQUARIUS DUO FINISHES	PAG.	42
IDRAWALL FINISHES	PAG.	42
IDRAWALL DOUBLE GLASS FINISHES	PAG.	42
DECALS	PAG.	43
TAURUS SURFACES	PAG.	56



# GEMINI

## STORAGE WALL

**GEMINI** IS A STORAGE-WALL:  
A COMBINATION BETWEEN A  
MOVEABLE WALL, SOUNDPROOF  
AND EQUIPPED WITH DOORS,  
AND A CABINET WITH DOORS  
AND SHELVES.

GEMINI IS AVAILABLE IN 50 OR 100 CM  
LENGTH MODULES, WITH A HEIGHT OF  
270 OR 300 CM AND A WIDTH 43 CM;  
THE SYSTEM PROVIDES FOR UPPER  
AND LATERAL ADAPTING WALLS,  
TO FIT EXACTLY WITH CLIENT SPACES.

*CENTROFFICIO*  
LORETO







# GEMINI

STORAGE  
WALL

MOVEABLE  
WALL AND,  
IN THE  
MEANTIME,  
A HUGE  
CABINET.









DOORS, BACKS AND PANELS ARE REALIZED IN MELAMINE, WITH ABS ROUNDED EDGES. FINISHES ARE THE SAME AS OUR OPERATIVE LINES, WHILE MODULES AND DETAILS ARE COORDINATED AND INTEGRATED WITH THE MOVEABLE WALL **TAURUS**.















◀ RECEPTION

# GEMINI

---

## INTEGRATED WALL



TO REALIZE AN IMPRESSIVE SOLUTION, IT'S POSSIBLE TO INTEGRATE THE STORAGE WALL **GEMINI** WITH OTHER MOVEABLE WALLS, SUCH AS **IDRAWALL** OR **AQUARIUS**. THE SYSTEM IS REALIZED PROJECTING A HOLE IN THE GLASS WALLS, AND FITTING ONE OR MORE GEMINI MODULES, TO CREATE A GOOD AESTHETICAL COMPOSITION AND, IN THE MEANTIME, AN ARCHIVE SPACE.





IN THE PICTURE: THE INTEGRATION  
BETWEEN STORAGE WALL **GEMINI**  
WITH MOVEABLE WALL **TAURUS**  
WITH HORIZONTAL MODULES  
(WITH ON DEMAND FINISHES).

# GEMINI SURFACES

## STANDARD FINISHES

### FRAME (SIDES, SHELVES)



SILVER GREY

### PROFILE



NATURAL ALUMINUM  
RAL 9006


### DOORS AND BACKS



BIRCH



WHITE



GREY




OAK

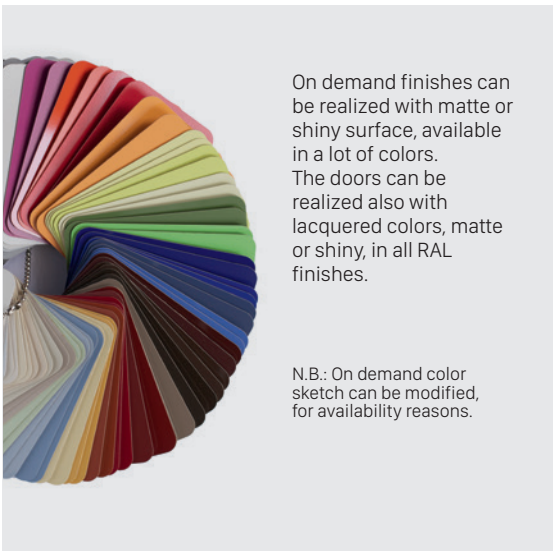


FROSTED GLASS  
(ONLY FOR H 210 DOORS)

## SOUND INSULATION CERTIFICATION



## ON DEMAND FINISHES




### DOORS AND BACKS




SUPREME WHITE  
U11209




SUPREME WHITE  
U11209 HG  
LUCIDO + FILM



SPAN WHITE  
W10140




LIGHT GREY  
U12188




METALLIC GREY  
F70015



GREY  
U12231



METALLIC  
ANTHRACITE F70014



BLACK  
U12007



BLACK U12007 HG  
LUCIDO + FILM



RED  
U17005




RUBY RED  
U17008



BLUE  
U18059




CRYSTAL BLUE  
U18003



LIMON GREEN  
U630




ORANGE  
U16010



LINEED OAK  
R20095




DARK OAK  
R20064



WENGÈ  
R20158



BROWN  
U16182



WALNUT  
R30019

### GLASS DOORS AVAILABLE IN DIFFERENT COLORS









# BOX STORAGE

BOOKCASE - CABINET - STORAGE

BOX STORAGE IS  
MAINLY USED FOR EXPOSITION  
AREAS OR SHOW-ROOMS,  
BECAUSE IT'S SUITABLE  
TO HOST SOME OBJECTS THAT  
NEED TO BE STAND OUT.









# AQUARIUS

MONOGLASS  
WALL

**AQUARIUS** IS A MONOGLASS  
MOVEABLE WALL SYSTEM,  
WITH ALUMINUM FRAME.  
INSIDE THE FRAME THERE ARE  
SOME CONNECTORS TO FIT THE  
GLASSES AND SPECIFIC SAFETY  
SYSTEMS.  
TOTAL DEPTH IS 2,7 CM.





# AQUARIUS

---

MONOGLASS  
WALL

THE GLASS  
ELEGANCE  
AND BRIGHTNESS  
TO MAKE  
UNIQUE  
EVERY SPACE.















GLASS WALL  
**AQUARIUS** SEPARATES  
DIFFERENT SPACES,  
GIVING BRIGHTNESS  
AND UNITY  
TO THE OFFICES.











# AQUARIUS DUO

DOUBLE GLASS  
WALL

AQUARIUS DUO IS REALIZED WITH TWO SHEET OF LAMINATED GLASS, AND IT FITS EXACTLY TO THE NEED OF AN HIGH SOUNDPROOF AND, IN THE MEANTIME, AND ESTHETIC AND GLASS PARTITION. THE DOOR WITH DOUBLE GLASS CAN GUARANTEE THE HIGH SOUND INSULATION. GLASSES ARE LAMINATED 5+5, OR, ON DEMAND, 6+6, WITH PVC SEALS BETWEEN THE GLASSES SHEET. TOTAL WALL DEPTH IS 5,4 CM.















# DOORS

AQUARIUS  
AQUARIUS DUO



DOORS CAN BE REALIZED IN THREE DIFFERENT KIND: WOODEN, GLASSED OR GLASSED WITH FRAME, SLIDING OR SWING-OUT, AND IN TWO HEIGHTS: 210 OR 260 CM. THE COMBINATION BETWEEN ALL THESE PARAMETERS LET TO OFFER A WIDE DOORS RANGE. AVAILABLE ALSO ON DEMAND ELEMENTS.





# IDRAWALL

GLASS WALL

**IDRAWALL** IS A GLASS WALL  
WITH A HUGE ESTHETIC VISION.  
IT IS REALIZED WITH BIG GLASS  
SHEETS, USING SAFETY GLASSES  
1 CM DEPTH AND SQUARED  
4X4 ALUMINUM FRAME,  
WITH A NATURAL FINISH,  
VERY SHINY.















# IDRAWALL LIGHT

LOW-HEIGHT  
GLASS WALL



**IDRAWALL LIGHT IS**  
A GLASS WALL WITH THE HEIGHT  
FROM 220 TO 249 CM, WITH A LOWER  
HEIGHT THAN THE STANDARD IDRAWALL  
(THAT IS FROM 250 TO 330 CM),  
AND IT'S USED FOR SPACES WITH LOW  
CEILINGS OR MATCHED WITH PASTEBOARD,  
REALIZED TO HOST SLIDING SYSTEM  
OF **DIVA** DOOR OR **WIZ** DOOR.



# IDRAWALL FREESTANDING

GLASS  
FREESTANDING WALL



FREESTANDING IDRAWALL  
IS REALIZED WITH THE SAME  
SYSTEM OF IDRAWALL GLASS WALL,  
BUT USING A STRENGTHENING  
FRAME FOR MORE THAN  
5 MT. LENGTH.



# IDRAWALL DOUBLE GLASS

## DOUBLE GLASS WALL

THIS GLASS WALL, REALIZED WITH TWO LAMINATED GLASS SHEETS 5+5, FITS EXACTLY TO THE NEED OF AN HIGH SOUNDPROOF AND, IN THE MEANTIME, AND ESTHETIC AND GLASS PARTITION. THE DOOR WITH DOUBLE GLASS CAN GUARANTEE THE HIGH SOUND INSULATION. TOTAL WALL DEPTH IS 10 CM.









# DOORS

## IDRAWALL DOUBLE GLASS IDRAWALL

DOORS CHOICE IS VERY WIDE:  
SLIDING OR SWING-OUT, WITH MONO  
OR DOUBLE GLASS, WITH OR WITHOUT  
FRAME. THEY ARE ALWAYS REALIZED  
ON MEASUREMENT, SO THE DIMENSION  
IS CHOSEN BY CLIENT.



**DIVA GLASS**



**GLASS DOOR**



**DOUBLE SLIDING DOOR**





**GLASS DOOR WITH FRAME**



# FINISHES AND DECALS AQUARIUS AQUARIUS DUO

## IDRAWALL DOUBLE GLASS IDRAWALL




### STANDARD FINISHES

#### FRAME AND ACCESSORIES



NATURAL  
ALUMINUM  
RAL 9006

#### GLASS



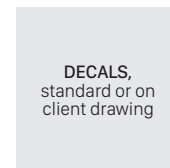
TRANSPARENT  
GLASS

### ON DEMAND FINISHES

#### GLASS



GLAZED



DECALS,  
standard or on  
client drawing





AFTER PARTITION ASSEMBLY,  
WE CAN PUT, ON DEMAND,  
SOME **DECALS** WITH LOGO,  
DRAWINGS, PICTURES BY  
CLIENT CHOICE.





# TAURUS

MOVEABLE  
WALL

MEETING  
ROOM  
1

**TAURUS** IS A MOVEABLE WALL  
REALIZED WITH INTERNAL LOAD-  
BEARING FRAME, PANELS OR GLASSED  
SHEETS. MODULES ARE 50, 100, 150  
OR 200 CM LENGTH.  
THE FRAME IS ALL ELECTRIFIABLE.  
TOTAL DEPTH IS 10 CM.







# TAURUS

## MOVEABLE WALL

MOVEABLE WALL REALIZED  
WITH HIDDEN INTERNAL FRAME  
AND LATERAL WOODEN  
OR GLASSED PANELS.  
THE PARTITION IS ELECTRIFIABLE,  
HAS A GOOD SOUNDPROOF  
ISOLATION AND IS MOVEABLE.











A collection of the legendary retailer's fabulously  
valuable His and Hers offerings featuring the most  
indulgent, outrageous fantasy gifts imaginable.

“Page-turning,  
mouth-drooping exotic  
and amusement.”

48 |

CUF  
MILANO



ELEGANCE  
AND  
PRACTICALITY  
FOR SPACES,  
TO MAKE  
YOUR  
OFFICE  
UNIQUE







GLASSED PANELS ARE REALIZED  
WITH THREE FRAMES:  
DOUBLE GLASS, DOUBLE GLASS  
WITH FINE FRAME, SINGLE GLASS.  
GLASSES ARE LAMINATED 3+3,  
TRANSPARENT OR GLAZED FINISHES.  
MODULES AND DETAILS ARE  
COORDINATED WITH STORAGE WALL  
SYSTEM **GEMINI**.

















# DOORS

---

## TAURUS



**GLASS DOOR**



**HIGH GLASS DOOR**



**FRAMED GLASS DOOR**



**WOODEN DOOR**



LA SCELTA DELLE PORTE È DECISAMENTE AMPIA, GRAZIE ALLA COMBINAZIONE DI TRE TIPI DI ANTA: CIECA, INTELAIATA O IN VETRO. DUE TIPI DI MOVIMENTO: BATTENTE O SCORREVOLE. DUE ALTEZZE: STANDARD 220 O ALTA 270. ULTERIORI POSSIBILITÀ DI ELEMENTI SU MISURA.



**TWO SLIDING DOORS**



**DIVA**

SLIDING DOOR WITH EXTERNAL BINARY. THE DOOR VALUE IS ESPECIALLY GIVEN BY THE IMPORTANT HEIGHT AND THE SLIDING MECHANISM WITH CLUTCH. IT CAN BE MOUNTED ON WALLS, MOVEABLE WALLS OR PLASTERBOARD WALLS. MAX DIMENSIONS: L 100 H 280 CM. FINISHES: BIRCH, GREY, LIGHT OAK, WHITE OR, ON DEMAND, IN OTHER FINISHES.



**DIVA GLASS**

TRANSPARENT GLASS DOOR 1 CM DEPTH, AVAILABLE ALSO IN GLAZED GLASS.



**WIZ**


SLIDING DOOR WITH HIDDEN BINARY. AS FOR **DIVA** DOOR, THE **WIZ** DOOR IS REALIZED ON CLIENT MEASUREMENTS, WITH A MAX HEIGHT OF 280 CM, IN TRANSPARENT OR GLAZED GLASS, OR IN LAMINATED WOODEN PANEL. AVAILABLE IN STANDARD FINISHES (THE SAME OF MOVEABLE WALLS) AND IN 26 ON DEMAND COLORS.



## TAURUS SURFACES

## STANDARD FINISHES

## PROFILI E TELAI VETRATI

NATURAL  
ALUMINUM  
RAL 9006ELETTROCOLORE  
NERO  
RAL 9017WHITE  
RAL 9010


## PANNELLI E PORTE




BIRCH




WHITE



GREY



OAK

FROSTED  
GLASSVETRO  
ACIDATO



## ON DEMAND FINISHES



On demand finishes can be realized with matte or shiny surface, available in a lot of colors. The doors can be realized also with lacquered colors, matte or shiny, in all RAL finishes.

N.B.: On demand color sketch can be modified, for availability reasons.

## DOORS AND BACKS

SUPREME WHITE  
U11209SUPREME WHITE  
U11209 HG  
LUCIDO + FILMSPAN WHITE  
W10140LIGHT GREY  
U12188METALLIC GREY  
F70015GREY  
U12231METALLIC  
ANTHRACITE F70014BLACK  
U12007BLACK U12007 HG  
LUCIDO + FILMRED  
U17005RUBY RED  
U17008BLUE  
U18059CRYSTAL BLUE  
U18003LIMON GREEN  
U630ORANGE  
U16010LINEED OAK  
R20095DARK OAK  
R20064WENGÈ  
R20158BROWN  
U16182WALNUT  
R30019



CERTIFICATIONS

MOVEABLE WALL TAURUS HAS A GOOD ACOUSTIC RESULT, WITH LABORATORY CERTIFICATIONS. ALL THE PANELS ARE HOOKED TO UPRIGHTS, EQUIPPED WITH PVC DOUBLE SEALS, SO THAT THEY FIT EXACTLY TOGETHER. CONTACT POINTS WITH FLOOR AND CEILING ARE CLOSED WITH APPPOSITE SEALS, AND, INSIDE THE MOVEABLE WALL, THERE ARE SOME STONE WOOL PANELS. WITH ALL THESE MEASURES, THE WALL REACH VERY HIGH ACOUSTIC LEVELS, EVEN WITH DOORS. HIGH QUALITY MATERIALS ALLOWS MOVEABLE WALL TO HAVE FIRE PROOF OF 45 MINUTES. CERTIFICATIONS ARE ALWAYS UPDATED TO NEW LAWS.

SONO CONSULTABILI SUL NOSTRO SITO:  
[www.centrufficio.it](http://www.centrufficio.it)

FIRE PROOF  
CERTIFICATION

<p>CSI s.p.a. Via Legato - 10121 - Laboratorio Via Cantarana, 20 20121 BOLLATE (MI) Tel. 02/502014 www.csi-spa.com</p> <p>OGGI 14/03/10 Via Milano 201/201201/10 CAP 20133 C.A.P. 1100100111 P C.A. 1100100111 P</p>	<p>Relazione di prova N° CSH956RF Pagina 1 di 14</p> <p>Emessa ai sensi degli art. 1 e 5 del decreto del Ministero dell'Interno del 26 marzo 1985 recante "Procedura e regolamento per l'effettuazione di prove di laboratorio degli elenchi del Ministero dell'Interno" (L. 1100/1984, n. 518).</p> <p>Oggetto delle prove: <b>PROVA DI RESISTENZA AL FUOCO SU PARETE DIVISORIA</b></p> <p>Data: 03/07/2001</p>
--	--

ACOUSTIC  
CERTIFICATION

<p> <b>CSI</b> Certificazione e Testing</p>	<p><b>RAPPORTO DI PROVA</b> (Test Report)</p> <p>N° 0120-B/DC/ACU/06</p>	<p>Pag. 6 di 6 pag. 8</p> <p>Data: 12/01/2007</p>
<p> <b>CSI</b> Certificazione e Testing</p>	<p><b>RAPPORTO DI PROVA</b> (Test Report)</p> <p>N° 0120-B/DC/ACU/06</p>	<p>Pag. 7 di 7 pag. 8</p> <p>Data: 12/01/2007</p>

# TAURUS

---

## A C O U S T I C



TAURUS WALL IS PROJECTED SO THAT IT CAN HOST ALSO SCREENBALL ACOUSTIC PANELS: SOUND-ABSORBENT, ELEGANT AND WITH HIGH ACOUSTIC PERFORMANCES.



# DEDALO LOW

MOVEABLE  
LOW WALL

RIGHT SOLUTION TO GIVE PRIVACY TO  
WORKSPACES, AND, IN THE MEANTIME,  
TO HAVE A ELECTRIFIABLE WALL.  
ACOUSTIC RESULTS CAN BE HIGHER  
USING ACOUSTIC PANELS.

## DEDALO BASSA FINISHES

### STANDARD FINISHES

#### BASEBOARD AND GLASS FRAME



ALUMINUM  
RAL 9006

#### PANELS



BIRCH



GREY



TRANSPARENT  
GLASS

### ON DEMAND FINISHES

#### PANELS



FIRE-PROOF FABRIC  
BLUE 172



GLAZED  
GLASS



SCREENBALL  
(Acoustic panel)





# NEW ICARO

MOVEABLE  
LOW WALL



STRONG, ECLEPTIC  
AND LOW-COST WALL,  
**NEW ICARO** IS USED  
FOR OPERATIVE SPACES,  
SUCH AS WAREHOUSES  
OFFICES OR INDUSTRIAL  
SPACES.



# NEW ICARO FINISHES



**STANDARD  
FINISHES**


**FRAME**




ALUMINUM  
RAL 9006

**ON DEMAND  
FINISHES**

**FRAME**



BLACK  
RAL 9017




WHITE  
RAL 9010

**PANELS**



BIRCH



GREY



GREY



TRANSPARENT  
GLASS



GLAZED  
GLASS



WALL PROJECTED TO DIVIDE  
OPERATIVE SPACES,  
LOW-COST AND SIMPLE.  
IT HAS A VERY STRONG ALUMINUM  
FRAME, AND GLASS OR WOODEN  
PANELS FINISHES.  
TOTAL DEPTH 4 CM.





# WALL COVERINGS

WALL COVERING IS AN ELEGANT SOLUTION, USED FOR ESTHETICAL REASONS OR FOR TECHNICAL: FOR EXAMPLE, TO COVER PIPES OR RUINED WALLS. THEY ARE REALIZED USING THE SAME **TAURUS** FRAME. IN SOME CASES, THEY CAN BE EQUIPPED ALSO WITH SHELVES.













WALL COVERING  
EQUIPPED  
WITH SHELVES.



# MANOEUVRABLE AND COMPRESSING WALL

ACOUSTIC MANOEUVRABLE WALLS,  
MADE OF INDEPENDENT ELEMENTS,  
THAT CAN BE MOVED ONE BY ONE.  
THE WALL SLIDES ON CEILING  
BINARIES, WITHOUT ANY FLOOR  
ELEMENTS.  
BINARY ARE REALIZED IN ALUMINUM,  
20 MICRON DEPTH.  
ACOUSTIC INDEX FROM RW 35 DB TO  
RW 58 DB. SURFACES REALIZED IN  
LAMINATE CPL IN WHITE, GREY  
AND IVORY.  
WALL DEPTH FROM 7 TO 10,6 CM.









MANOEUVRABLE PANELS IN CLOSED POSITION.



MANOEUVRABLE PANELS IN DEMI-OPEN POSITION.







Santander

MANOEUVRABLE AND COMPRESSING WALL













# Showroom

Via G. Rosales, 3/5 **Milano** 20124 - Italy

Ph: +39 02/366.34.298

[rosales@cufmilano.com](mailto:rosales@cufmilano.com)


[www.cufmilano.com](http://www.cufmilano.com)

**Roberto Spanò** - Export Manager

Ph: +39 02/25377.280/281/282 - Mob.: +39 347/24.89.107

[export@cufmilano.com](mailto:export@cufmilano.com)

**CUF** MILANO  
office landscapes since 1986





NOTICES

- 1

All articles in this catalogue are intended to be offered for their entire period of validity, i.e. from 15/05/2016 until the next reprinting, with the details indicated below and subject to possible printing errors.
- 2

The characteristics of the products indicated herein are understood to be subject to their actual availability, without prejudice to any event of force majeure and any change due to a significant variation in production, purchase, transport and assembly costs.
- 3

Data relating to colours, dimensions and construction details may be subject to change.
- 4

The samples of colours and finishes are subject to variations due to exhaustion, replenishment and updating of finishes.
- 5

The printing process of the catalogue may alter and thus modify the colours and other aesthetic characteristics of the presented articles and colour samples.
- 6

See enclosed sheet "corrigenda".
- 7

Il processo di stampa del catalogo potrebbe alterare e quindi modificare i colori e altre caratteristiche estetiche degli articoli presentati e del campionario colori.
- 8

To report any errors, please contact:  
rosynatale@centrufficio.it
- © COPYRIGHT  
CENTRUFFICIO LORETO S.p.A.  
COLOGNO MONZESE (MI) - ITALY



**CUF** M I L A N O

office landscapes | since 1986

**[www.cufmilano.com](http://www.cufmilano.com)**

**[export@cufmilano.com](mailto:export@cufmilano.com)**